




C 1443



Digitized by the Internet Archive  
in 2011 with funding from

The Institute of Museum and Library Services through an Indiana State Library LSTA Grant



John S. Phelps's son  
3-27-1874.

6



*M. Mason*  
UNIFORM AND DRESS

*of the*  
OF THE  
*Medical Service*  
ARMY

*1864*  
OF THE  
CONFEDERATE STATES.





# UNIFORM AND DRESS

OF THE

# A R M Y

OF THE

# CONFEDERATE STATES.

---

ADJUTANT AND INSPECTOR GENERAL'S OFFICE,  
RICHMOND, SEPTEMBER 12, 1861.

The work styled the "Uniform and Dress of the Army of the Confederate States," for which a  
copyright has been secured by Blanton Duncan, is published by authority.

S. COOPER,  
*Adjutant and Inspector General.*

---

RICHMOND:

CHAS. H. WYNNE, PRINTER, 94 MAIN STREET.

LITHOGRAPHS BY E. CREHEN.

1861.

Entered according to Act of Congress, in the year 1861, by

BLANTON DUNCAN,

In the Clerk's Office of the District Court of the Confederate States for the Eastern District of Virginia.

## Uniform and Dress of the Army.

### TUNIC.

#### *For Commissioned Officers.*

1.....All Officers shall wear a tunic of gray cloth, known as cadet gray; the skirt to extend halfway between the hip and the knee; double breasted for all grades.

2.....For a *Brigadier General*—Two rows of buttons on the breast, eight in each row, placed in pairs; the distance between the rows four inches at top and three inches at bottom; stand-up collar, to rise no higher than to permit the chin to turn freely over it; to hook in front at the bottom, and slope thence up and backward, at an angle of thirty degrees, on each side; cuffs two and a half inches deep on the under side, there to be buttoned with three small buttons, and sloped upwards to a point at a distance of four inches from the end of the sleeve; pockets in the folds of the skirt, with one button at the hip and one at the end of each pocket, making four buttons on the back and skirt of the tunic, the hip buttons to range with the lowest breast buttons.

3.....For a *Colonel*—the same as for a *Brigadier General*, except that there will be only seven buttons in each row on the breast, placed at equal distances.

4.....For a *Lieutenant Colonel*, *Major*, *Captain* and *Lieutenant*—the same as for a *Colonel*.

#### *For Enlisted Men.*

5.....The uniform coat for all enlisted men shall be a double breasted tunic of gray cloth, known as cadet gray, with the skirt extending halfway between the hip and the knee; two rows of buttons on the breast, seven in each row; the distance between the rows four inches at top and three inches at bottom; stand-up collar, to rise no higher than to permit the chin to turn freely over it; to hook in front at the bottom, and slope thence backwards at an angle of thirty degrees on each side; cuffs two and a half inches deep at the under seam, to button with two small buttons, and to be slightly pointed on the upper part of the arm; pockets in the folds of the skirts. The collars and cuffs to be of the color prescribed for facings for the respective arms of service, and the edges of the tunic to be trimmed throughout

with the same colored cloth. Narrow lining in the skirts of the tunic of gray material.

### FACINGS.

6.....The facings for General Officers, and for Officers of the Adjutant General's Department, the Quartermaster General's Department, the Commissary General's Department, and the Engineers—buff. The tunic for all officers to be edged throughout with the facings designated.

7.....For the Medical Department—black.

8.....For the Artillery—red.

9.....For the Cavalry—yellow.

10.....For the Infantry—light blue.

11.....For fatigue purposes, a light gray blouse, double breasted, with two rows of small buttons, seven in each row; small, turn-over collar, may be issued to the troops.

12.....On all occasions of duty, except fatigue, and when out of quarters, the coat will be buttoned and hooked at the collar. Officers on bureau duty may wear the tunic open.

### BUTTONS.

13.....For General Officers and Officers of the General Staff—bright gilt, rounded at the edge, convex, raised eagle in the centre, with stars surrounding it; large size, one inch in exterior diameter; small size, half an inch.

14.....For Officers of the Corps of Engineers, the same as for the General Staff, except that, in place of the eagle and stars, there will be a raised E in German text.

15.....For Officers of Artillery, Infantry, Riflemen and Cavalry—gilt, convex, plain, with large raised letter in the centre: A, for the Artillery; I, for the Infantry; R, for the Riflemen; C, for the Cavalry; large size, seven-eighths of an inch in exterior diameter; small size, half an inch.

16.....Aides-de-Camp may wear the button of the General Staff, or of their regiments or corps, at their option.

17.....For enlisted men of Artillery—yellow, convex, large raised letter A in the centre; three-quarters of an inch in exterior diameter.

18.....For all other enlisted men, the same as for the Artillery, except that the number of the regiment, in large figures, will be substituted for the letter A.

## T R O W S E R S .

19.....The uniform trowsers for both officers and enlisted men will be of cloth throughout the year; made loose, and to spread well over the foot; of light (or sky) blue color for regimental officers and enlisted men; and of dark blue cloth for all other officers; reinforced for the Cavalry.

20.....For General Officers—two stripes of gold lace on the outer seam, one-eighth of an inch apart, and each five-eighths of an inch in width.

21.....For Officers of the Adjutant General's Department, the Quartermaster General's Department, the Commissary General's Department, and the Corps of Engineers—one stripe of gold lace on the outer seam, one inch and a quarter in width.

22.....For the Medical Department—a black velvet stripe, one inch and a quarter in width, with a gold cord on each edge of the stripe.

23.....For Regimental Officers—a stripe of cloth on the outer seam, one inch and a quarter in width; color according to corps: for Artillery, red; Cavalry, yellow; Infantry, dark blue.

24.....For the non-commissioned staff of regiments and for all sergeants, a stripe of cotton webbing or braid on the outer seam, one and a quarter inch in width; color according to arm of service.

25.....For all other enlisted men—plain.

## C H A P E A U , O R C O C K E D H A T .

26.....A chapeau, or cocked hat, will be worn by General Officers and Officers of the General Staff and Corps of Engineers, of what is called the French pattern; the model to be deposited in the office of the Quartermaster General.

27.....Forage cap for officers—a cap similar in form to that known as the French kepi, according to pattern to be deposited in the office of the Quartermaster General.

28.....Uniform cap—according to pattern to be deposited in the office of the Quartermaster General.

## P O M P O N .

29.....For the Artillery—red.

30.....For the Infantry—light blue.

31.....For the Cavalry—yellow.

## C R A V A T , O R S T O C K .

32.....For all officers—black. When a cravat is worn, the tie not to be visible at the opening of the collar.

33.....For enlisted men—black leather, according to pattern.

## B O O T S .

34.....For all officers—ankle or Jefferson.

35.....For enlisted men of Cavalry—ankle and Jefferson, according to pattern.

36.....For other enlisted men—Jefferson, according to pattern.

## S P U R S .

37.....For all mounted officers—yellow metal or gilt.

38.....For enlisted mounted men—yellow metal, according to pattern.

## G L O V E S .

39.....For General Officers, and Officers of the General Staff and Staff Corps—buff or white.

40.....For officers of Artillery, Infantry and Cavalry—white.

## S A S H .

41.....For General Officers—buff silk net, with silk bullion fringe ends; sash to go twice around the waist, and to tie behind the left hip; pendent part not to extend more than eighteen inches below the tie.

42.....For officers of the General Staff and Engineers, and of the Artillery and Infantry—red silk net. For officers of the Cavalry—yellow silk net. For medical officers—green silk net. All with silk bullion fringe ends; to go around the waist, and to tie as for General Officers.

43.....For Sergeants—of worsted, with worsted bullion fringe ends: red for Artillery and Infantry, and yellow for Cavalry. To go twice around the waist, and to tie as above specified.

## S W O R D B E L T .

44.....For all officers—a waist belt, not less than one and one-half inches, nor more than two inches wide; to be worn over the sash; the sword to be suspended from it by slings of the same material as the belt, with a hook attached to the belt upon which the sword may be hung.

45.....For General Officers—Russian leather, with three stripes of gold embroidery; the slings embroidered on both sides.

46.....For all other officers—black leather, plain.

47.....For all non-commissioned officers—black leather, plain.

## S W O R D B E L T P L A T E .

48.....For all officers and enlisted men—gilt, rectangular; two inches wide, with a raised bright rim; a silver wreath of laurel encircling the "arms of the Confederate States."

## S W O R D A N D S C A B B A R D .

49.....For all officers—according to patterns to be deposited in the Ordnance Bureau.

## S W O R D K N O T .

50.....For all officers—of plaited leather, with tassels.

## B A D G E S T O D I S T I N G U I S H R A N K .

51.....On the sleeve of the tunic, rank will be distinguished by an ornament of gold braid, (in form as represented in the drawing,) extending around the seam of the cuff, and up the outside of the arm to the bend of the elbow. To be of one braid for lieutenants; two, for captains; three, for field officers; and four, for general officers. The braid to be one-eighth of an inch in width.

52.....On the front part of the collar of the tunic, the rank of officers will be distinguished as follows:

53.....*General Officers*—A wreath, with three stars enclosed, embroidered in gold. The edge of the wreath to be three-fourths of an inch from the front edge of the collar; the stars to be arranged horizontally; the centre one to be one and one-fourth inches in exterior diameter, and the others three-fourths of an inch.

54.....*Colonel*—Three stars, embroidered in gold, arranged horizontally, and dividing equally the vertical space of the collar. Each star to be one and one-fourth inches in exterior diameter;

the front star to be three-fourths of an inch from the edge of the collar.

55.....*Lieutenant Colonel*—Two stars of same material, size and arrangement as for a colonel.

56.....*Major*—One star of same material and size as for a colonel; to be placed three-fourths of an inch from edge of collar, and dividing equally the vertical space.

57.....*Captain*—Three horizontal bars, embroidered in gold; each one-half inch in width; the upper bar to be three inches in length; the front edge of the bars to incline to correspond with the angle of the collar, and to be three-fourths of an inch from the edge; the line of the back edges to be vertical.

58.....*First Lieutenant*—Two horizontal bars of same material and size as for captains, and dividing equally the vertical space of collar.

59.....*Second Lieutenant*—One horizontal bar of same material and size as for the centre bar of captain, and dividing equally the vertical space of collar.

#### OVERCOATS FOR ENLISTED MEN.

60.....For mounted men—of cadet gray cloth; stand-up collar; double breasted; cape to reach to the cuff of the coat, when the arm is extended, and to button all the way up, (buttons, eighteen.)

61.....For footmen—of cadet gray cloth; stand-up collar; double breasted; cape to reach to the elbows, when the arm is extended, and to button all the way up, (buttons, eighteen.) For the present, to be a talma, with sleeves, of water-proof material; black.

#### CHEVRONS.

62.....The rank of non-commissioned officers will be marked by chevrons on both sleeves of the uniform tunic and the overcoat, above the elbow, of silk or worsted binding, half an inch wide; color the same as the edging of the tunic; points down, as follows:

63.....For a *Sergeant Major*—three bars and an arc in silk.

64.....For a *Quartermaster Sergeant*—three bars and a tie in silk.

65.....For an *Ordnance Sergeant*—three bars and a star in silk.

66.....For a *First (or Orderly) Sergeant*—three bars and a lozenge in worsted.

67.....For a *Sergeant*—three bars in worsted.

68.....For a *Corporal*—two bars in worsted.

#### HAIR AND BEARD.

69.....The hair to be short; the beard to be worn at the pleasure of the individual; but, when worn, to be kept short and neatly trimmed.

BY COMMAND OF THE SECRETARY OF WAR:

S. COOPER,  
*Adjutant and Inspector General.*

#### MEMORANDUM AS EXPLANATION OF THE PLATES, REGARDING COLORS, BADGES OF RANK, &c.

GENERAL—Buff collar, cuff and edging to tunic. Four rows of braid on sleeve; eight pairs of buttons; wreath around stars. Dark blue trowsers, with two stripes of gold lace, each five-eighths of an inch wide, and one-eighth apart, on the outer seam. Sash, buff silk net.

COLONELS OF THE STAFF—Seven buttons; three rows of braid; three stars on each side of collar. One stripe of gold lace, one and a quarter inches wide, on trowsers. Sash, red silk net. Facings, buff.

LIEUTENANT COLONEL AND MAJOR OF THE STAFF—Same as Colonel, except two stars for Lieutenant Colonel and one star for Major.

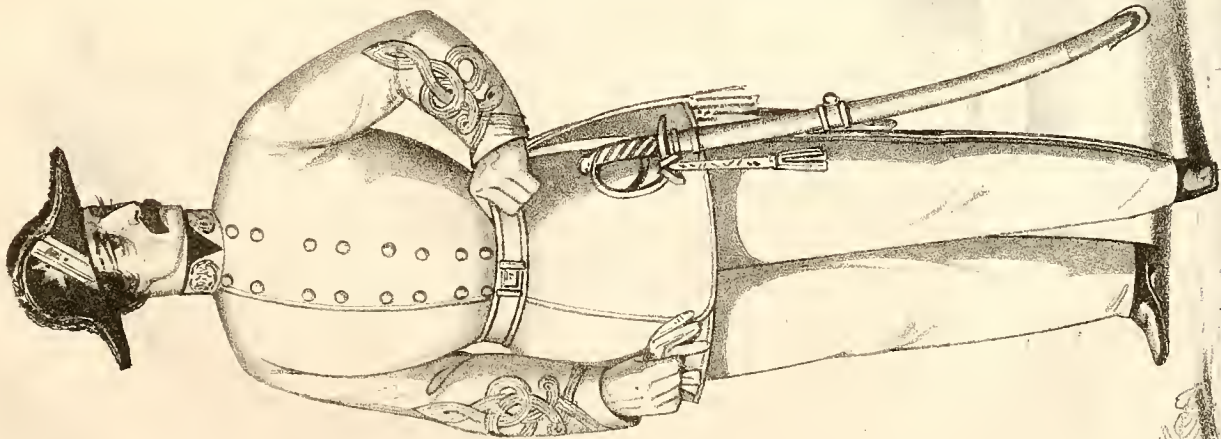
SURGEON—Facings, black. One star on collar. On trowsers, black velvet stripe, one and a quarter inches wide, with gold cord on each edge. Sash, green silk net.

ARTILLERY—Red collar, cuffs and edging to tunic. Red stripe of cloth on outer seam of trowsers, one and a quarter inches wide. Red band around cap. Stars or bars and braid, according to rank. Sash, red silk net.

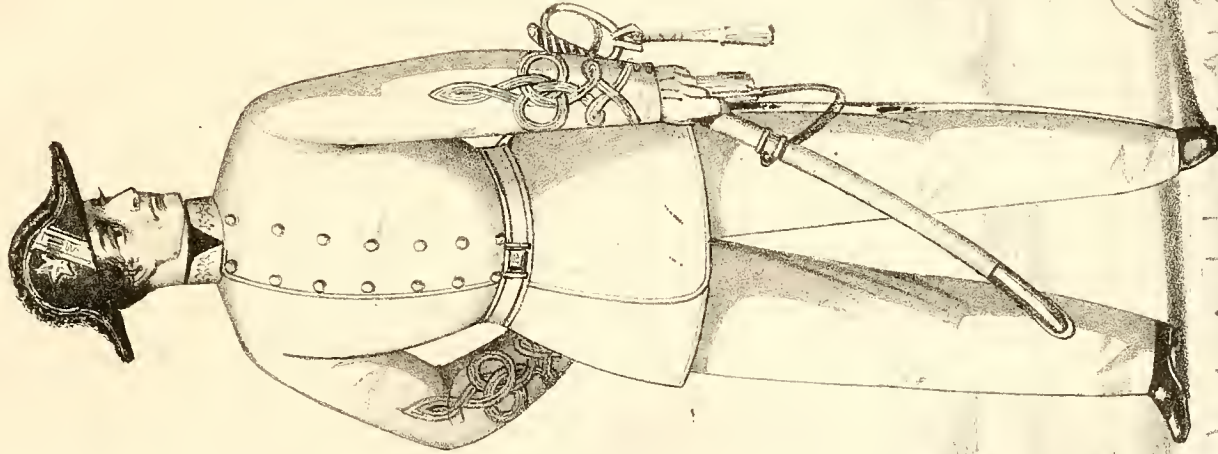
CAVALRY—Yellow collar, cuffs and edging to tunic. Yellow stripe of cloth on trowsers. Yellow band on cap. Sash, yellow silk net.

INFANTRY—Light blue collar, cuffs and edging to tunic. Dark blue stripe of cloth on trowsers. Light blue band on cap. Sash, red silk net.



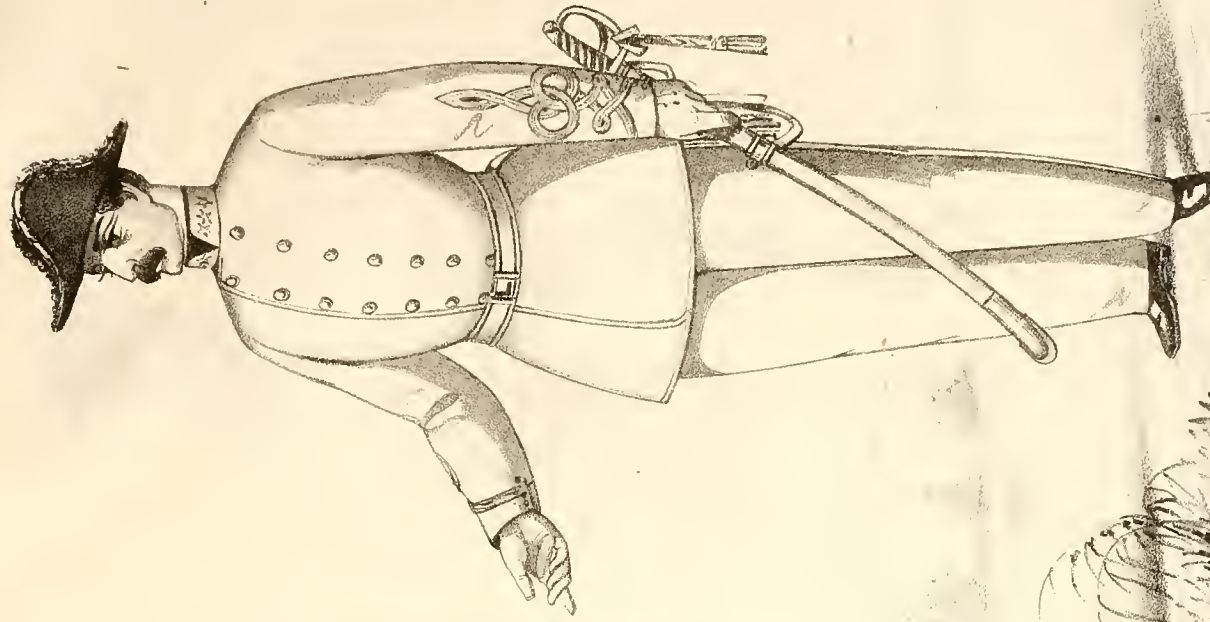


GENERAL



ADJUTANT GENERAL  
COLONEL

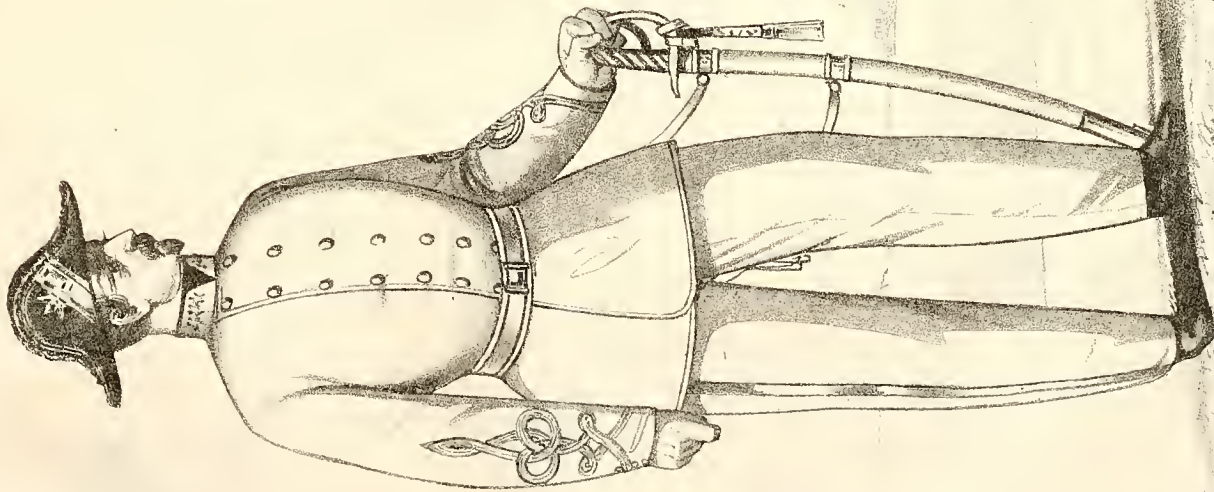
**STAFF**



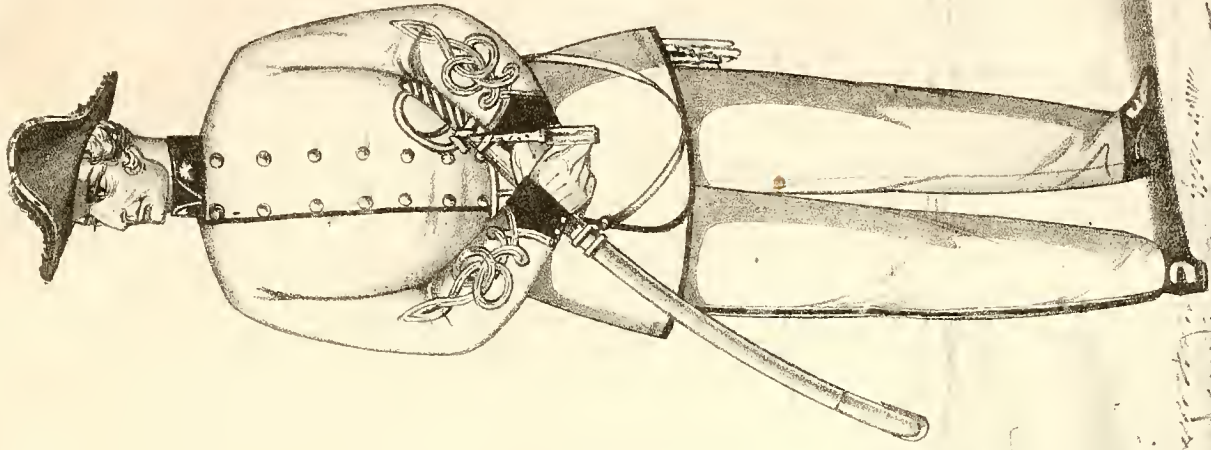
COLONEL  
OF ENGINEERS







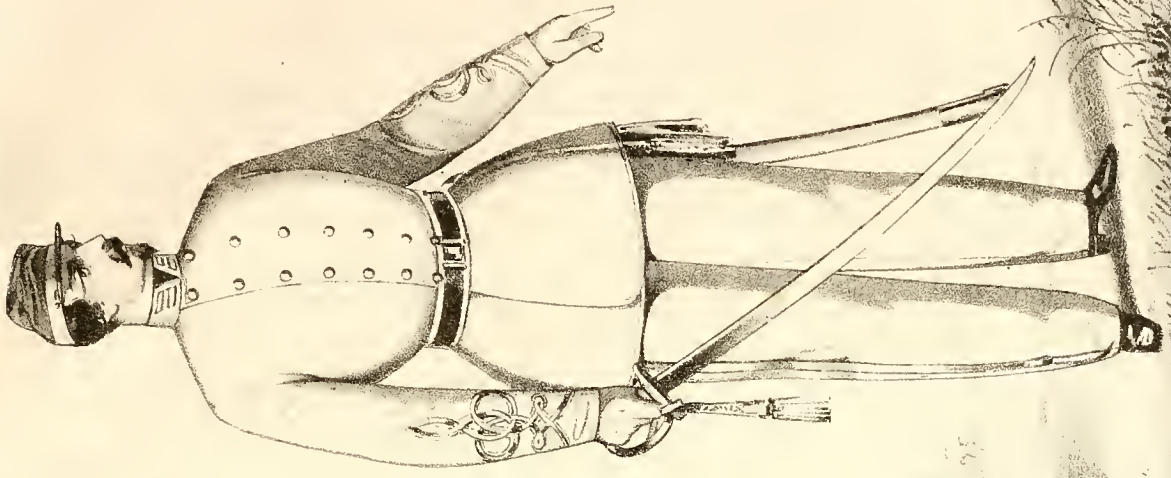
QUARTERMASTER C NL  
COLONEL



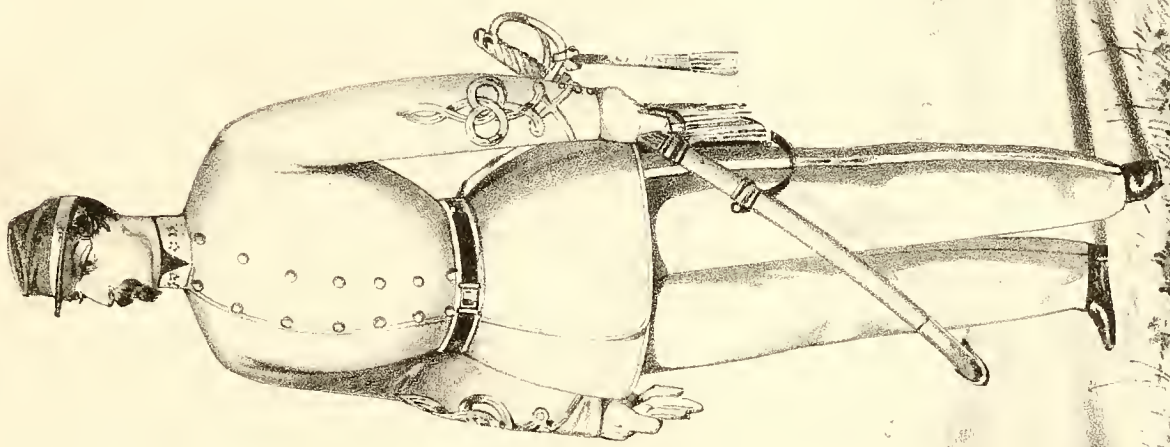
SURGEON  
MAJOR

**STAFF**

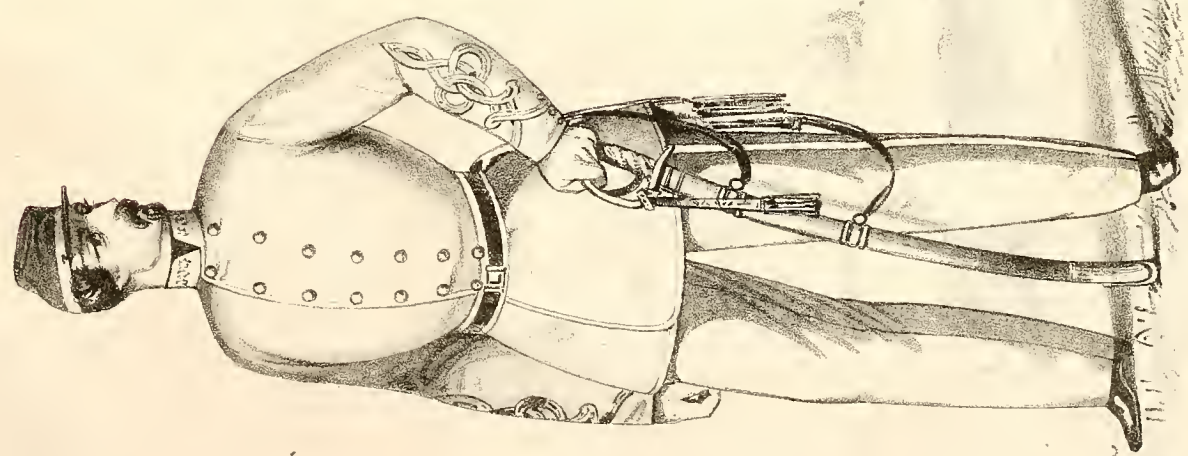




CAPTAIN

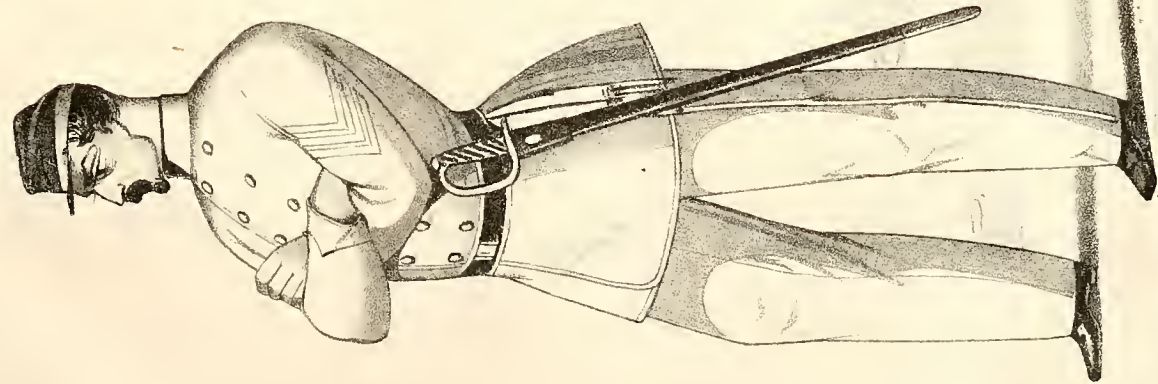


LIEUTENANT COLONEL  
**ARTILLERY**

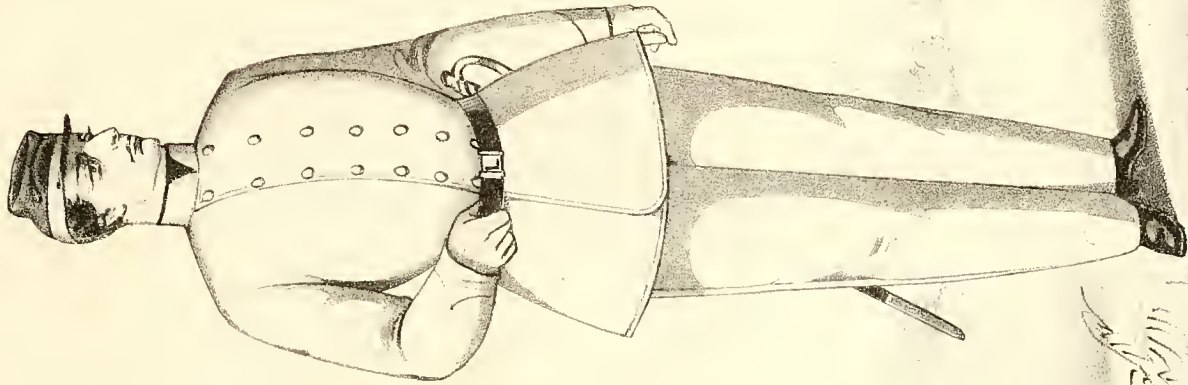


COLONEL

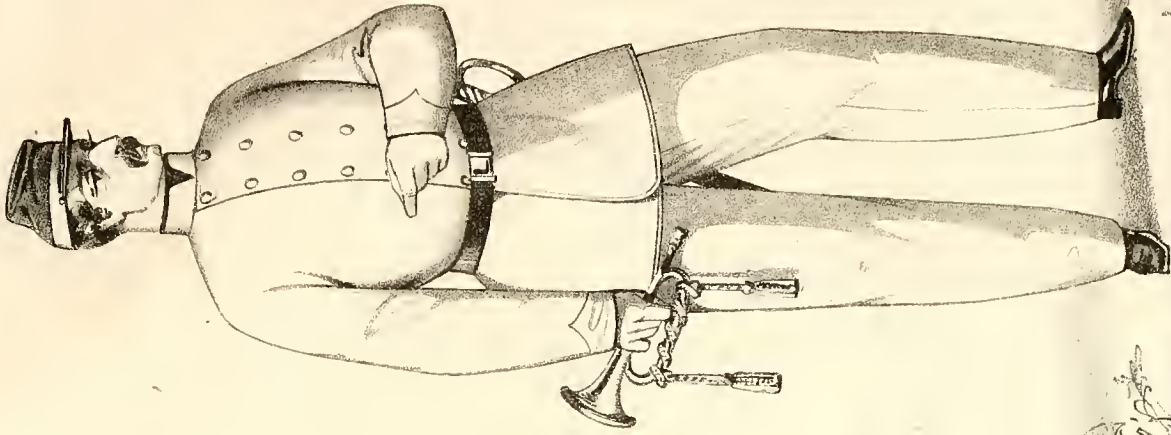




SERGEANT




PRIVATE  
**ARTILLERY**

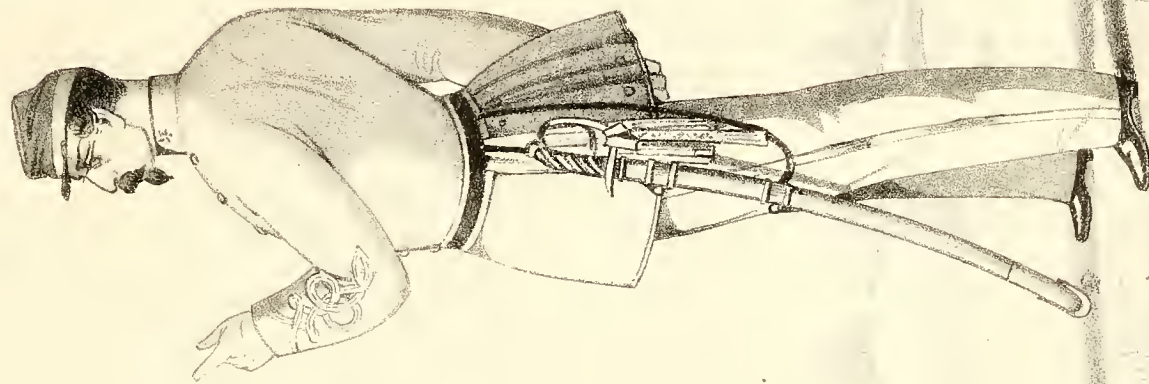


MUSICIAN



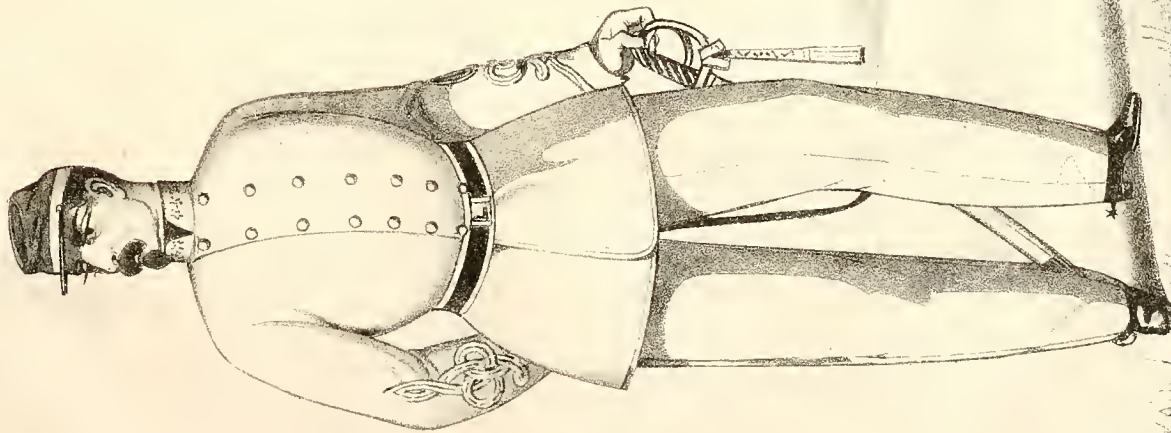


CAPTAIN



MAJOR

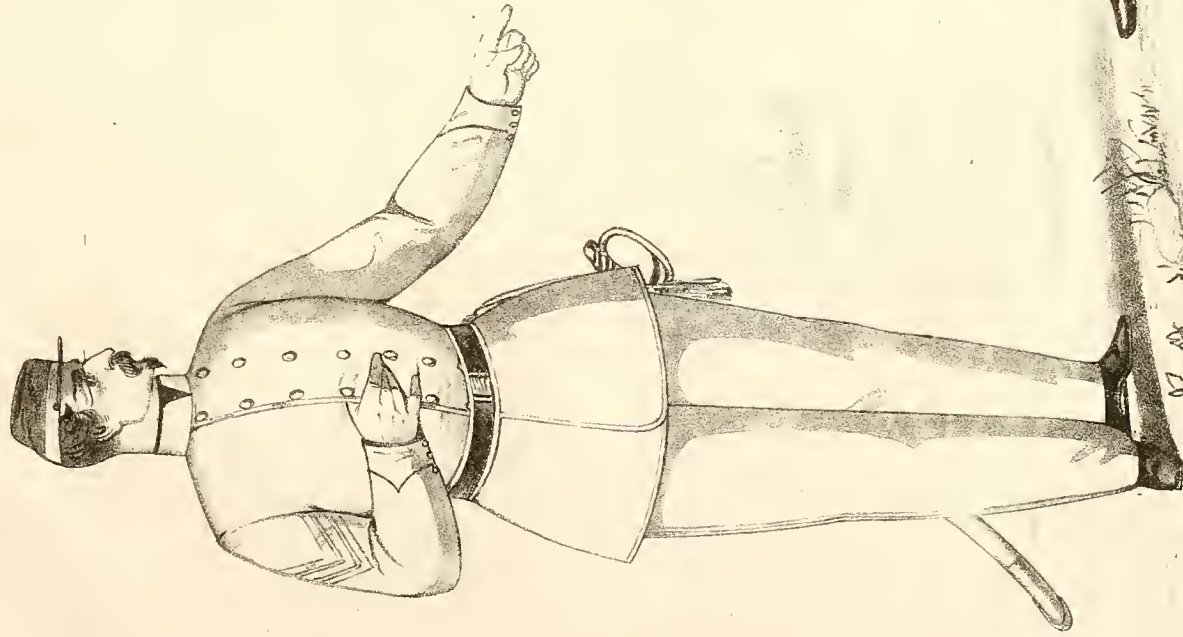
**CAVALRY**



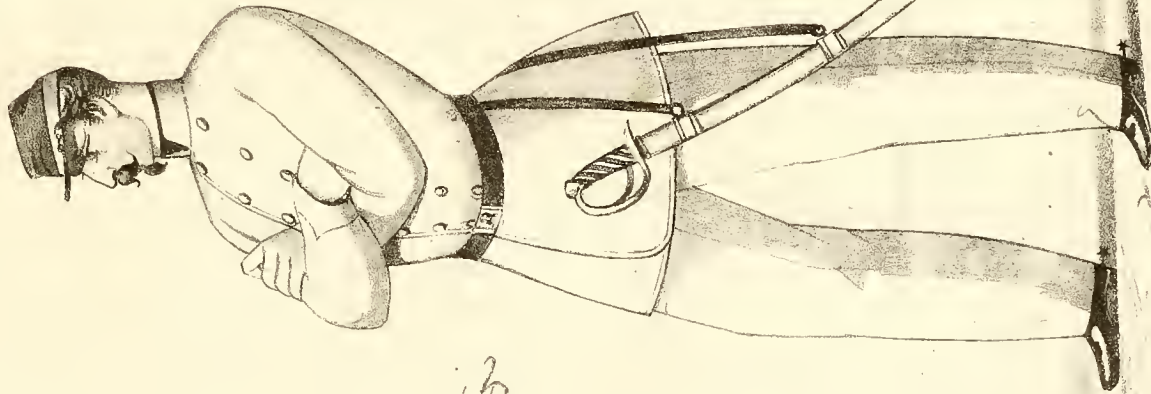
COLONEL



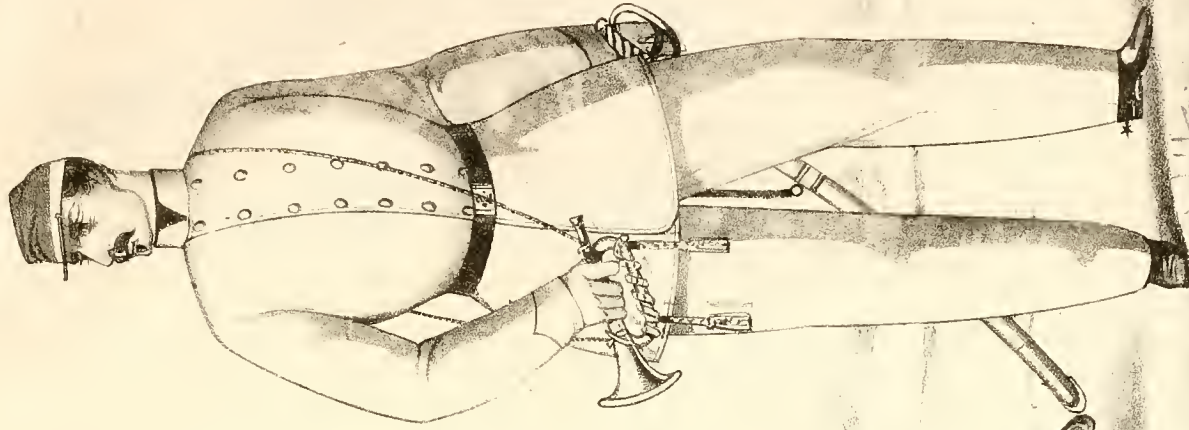




SERGEANT

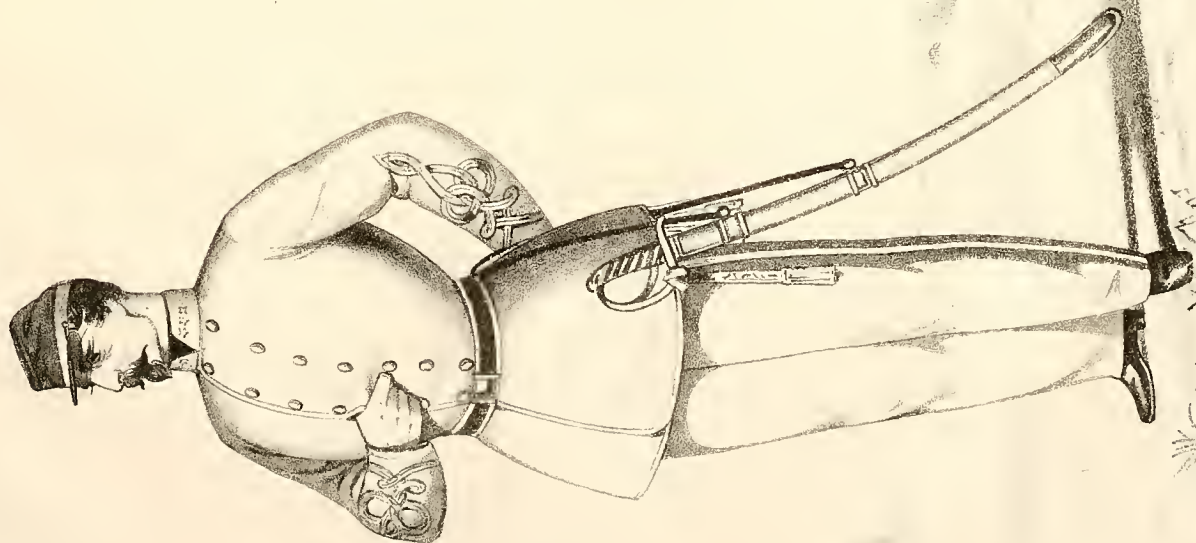


PRIVATE  
**CAVALRY**

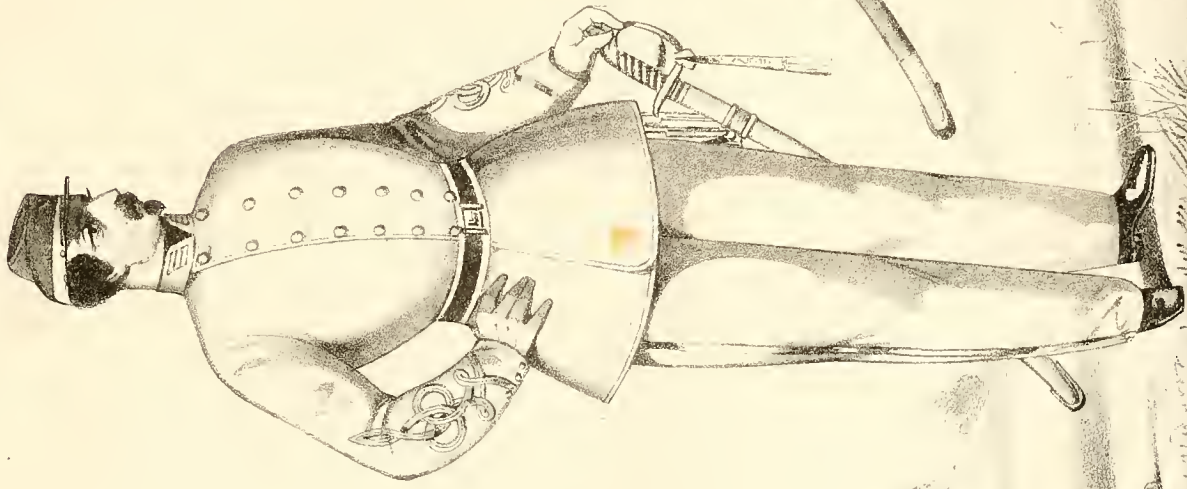


MUSICIAN

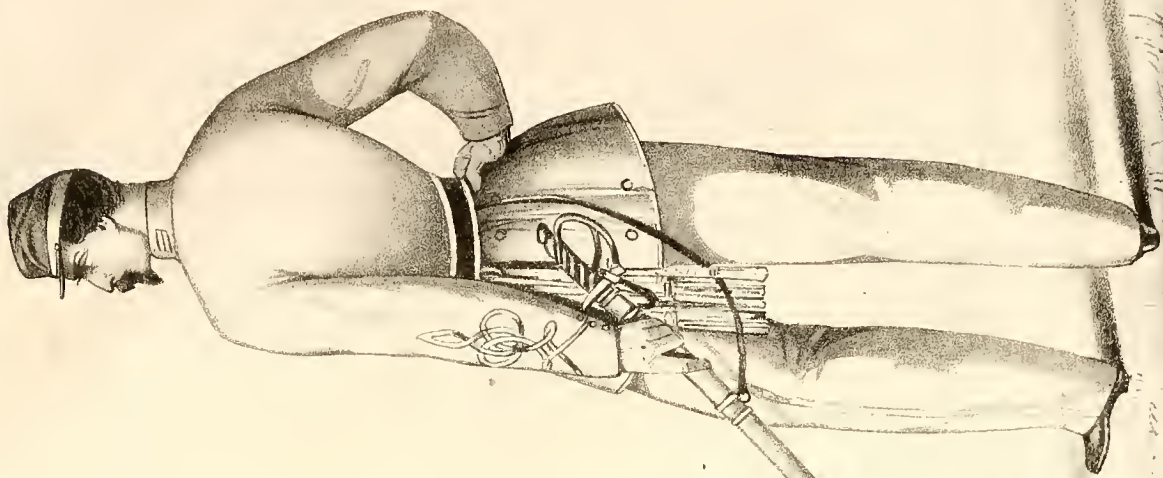




COLONEL

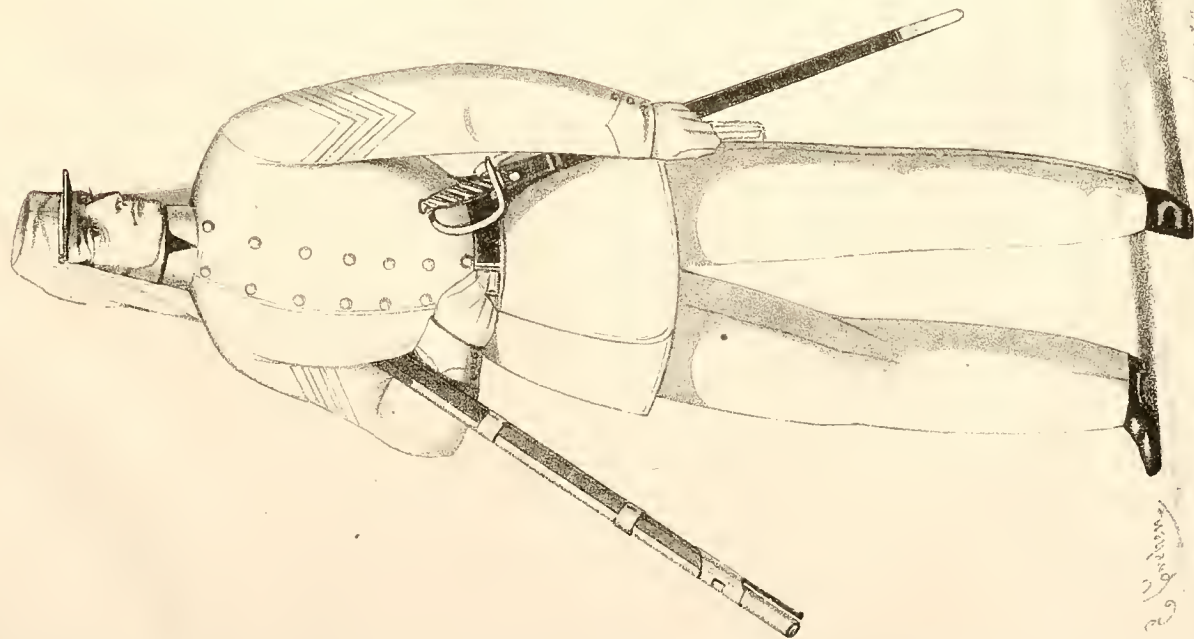


CAPTAIN  
**INFANTRY**

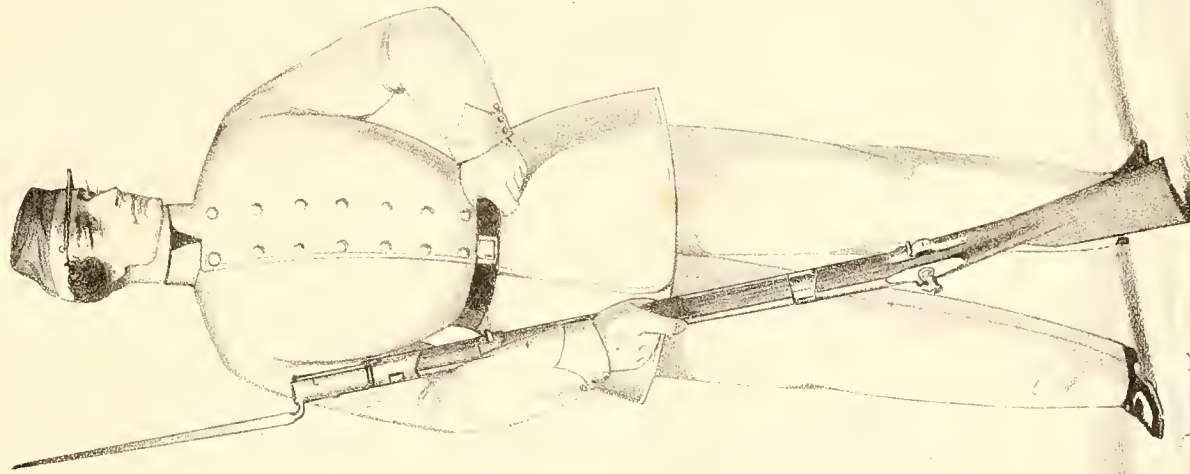


FIRST LIEUTENANT

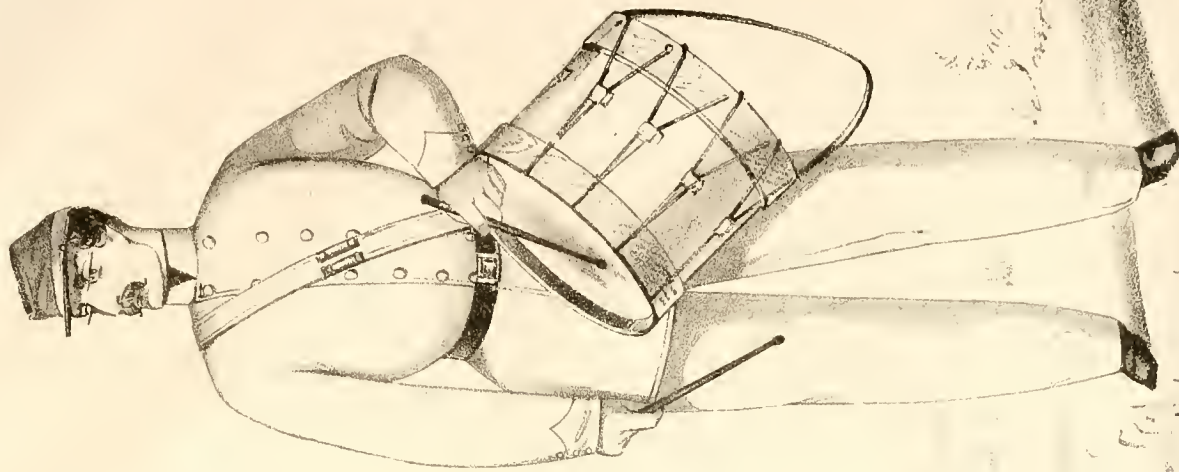




SERGEANT



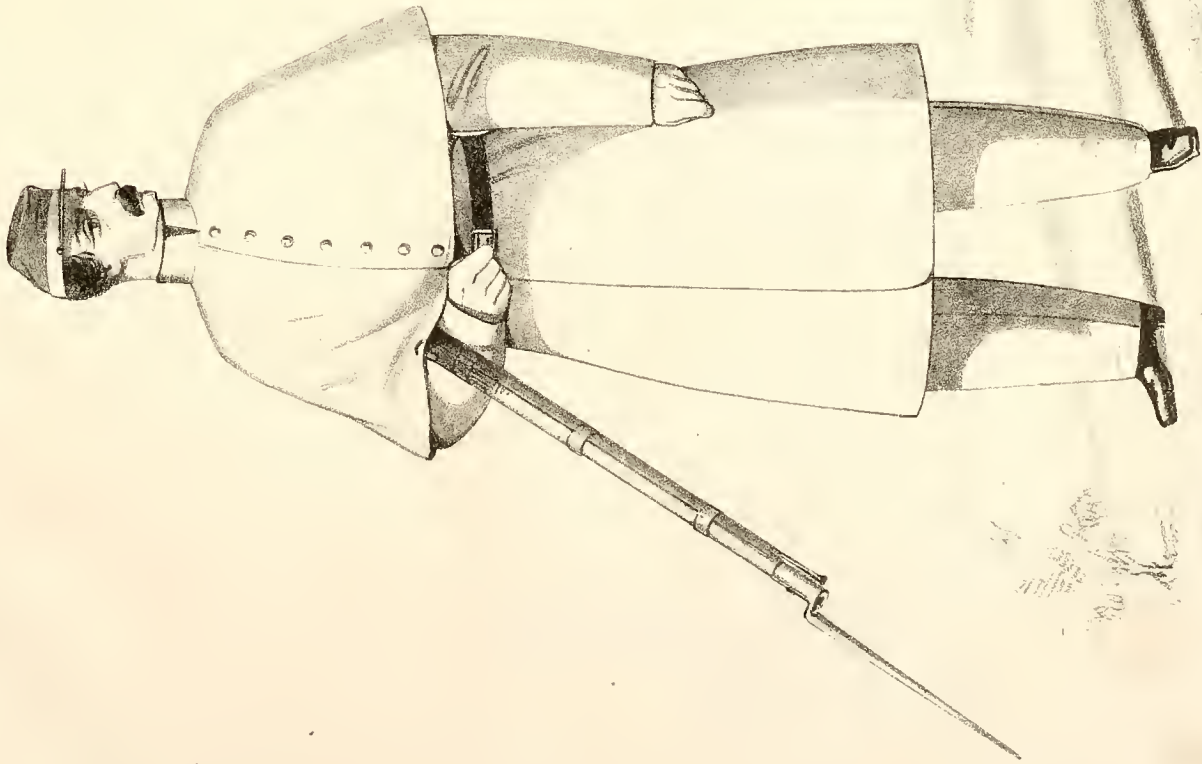
PRIVATE



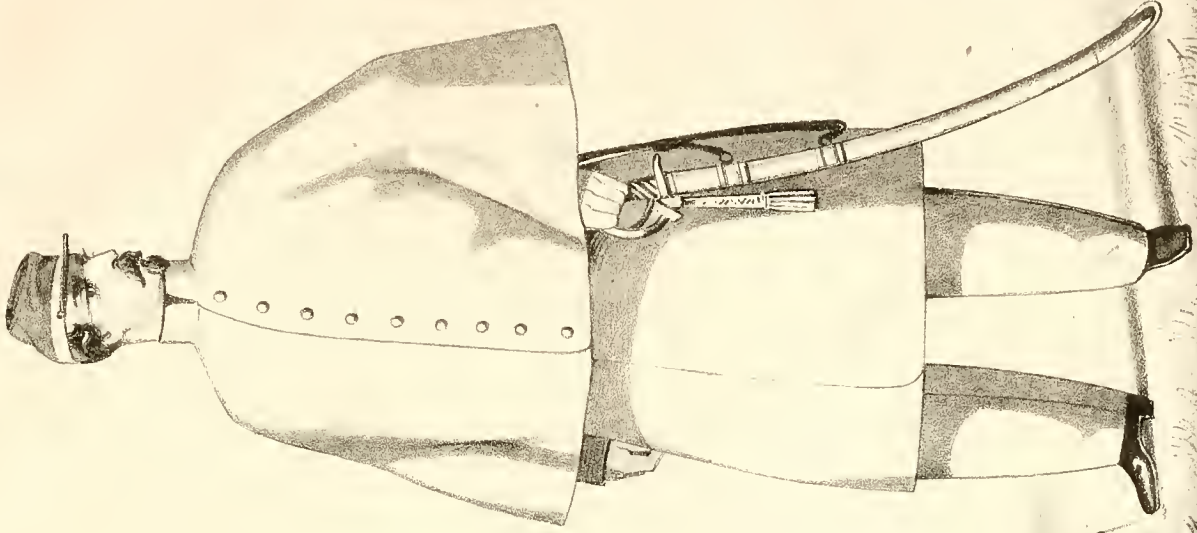
MUSICIAN

# INFANTRY





INFANTRY




CAVALRY


# OVERCOATS



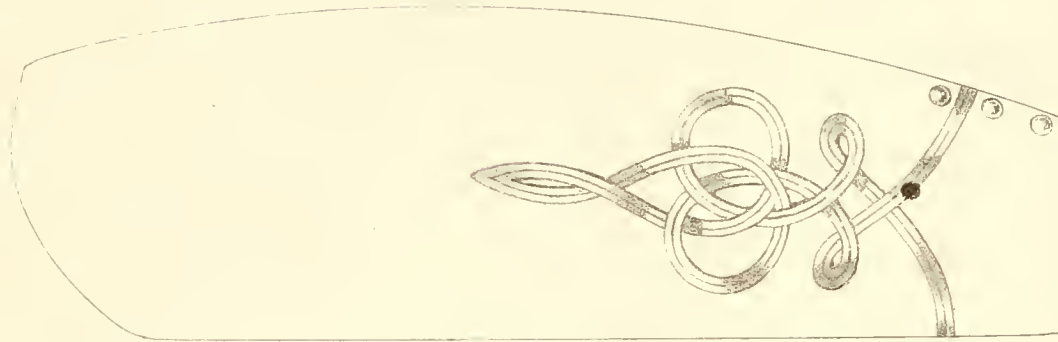





GENERAL



COLONEL



CAPTAIN




LIEUTENANT

# BADGES





MAJOR



GENERAL



CAPTAIN



COLONEL



FIRST LIEUTENANT



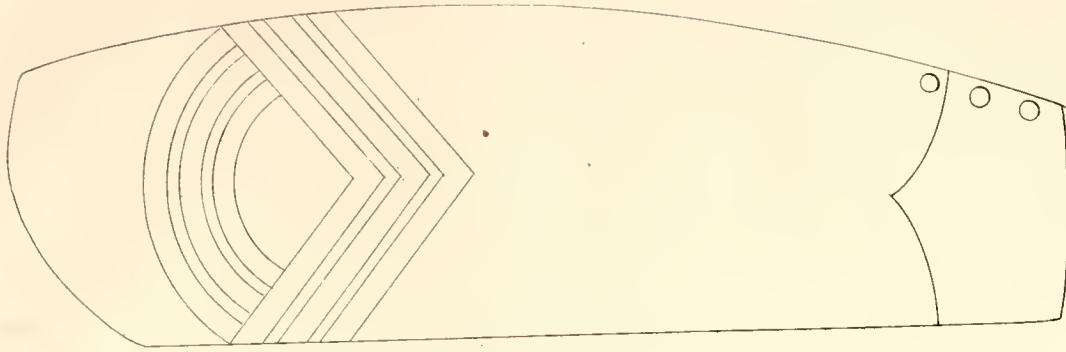
LIEUTENANT COLONEL



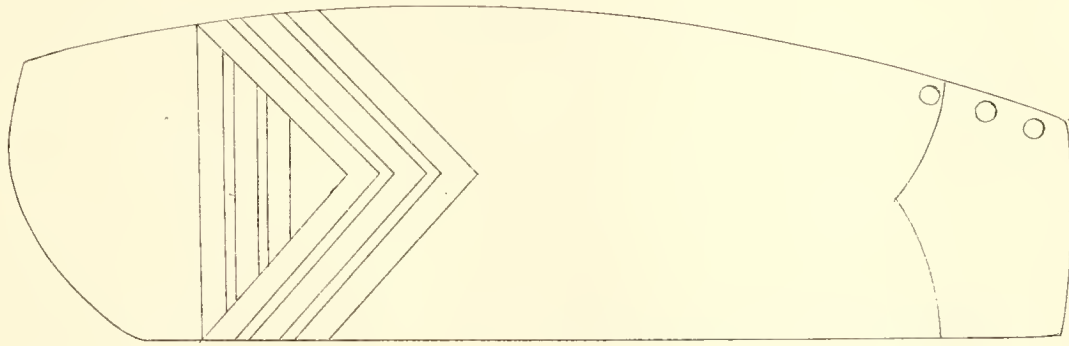
SECOND LIEUTENANT

# BADGES






SERGEANT MAJOR




QUARTERMASTER SERGEANT



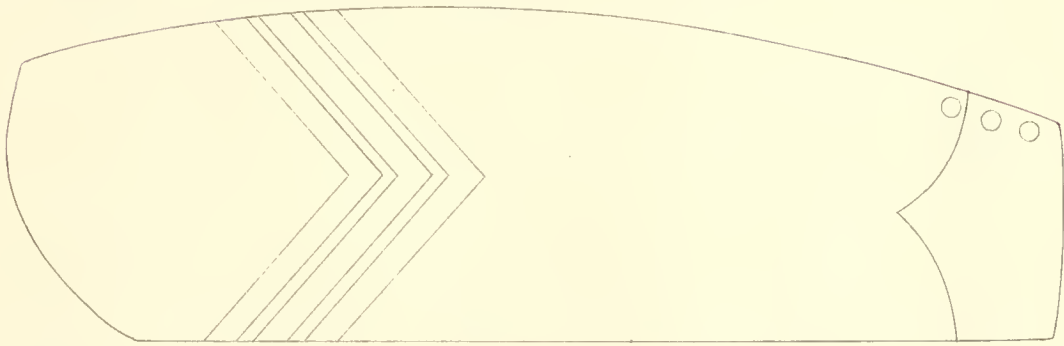
ORDNANCE SERGEANT

# CHEVRONS






CORPORAL



SERGEANT

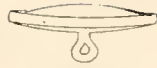


FIRST SERGEANT

# CHEVRONS







GENERAL

FOR OFFICERS

ENGINEER

ARTILLERY

INFANTRY



RIFLEMEN

CAVALRY

FOR PRIVATE

ARTILLERY

# BUTTONS



# TAILOR'S PLATE

